



ACGI031035-P43

S-band matched GaAs Device

Features:

Frequency: 3.1~3.5GHz

Saturated Output Power : $P_{sat} \geq 43\text{dBm}$

PowerGain: $\text{Gain} \geq 10.5\text{dB}$

Efficiency: $\eta = 35\%$ (type)

Port matching: $Z_{in}/Z_{out} = 50\Omega$

Description:

ACGI031035-P43 is an internal matching GaAs device, which adopts advanced co-planar internal matching MCM and thin film circuit technology. The typical working frequency range is 3.1~3.5GHz. This device can be used in different RF/Microwave system and subsystem. The high output power level, high efficiency and wide operating temperature range can make application very flexible.

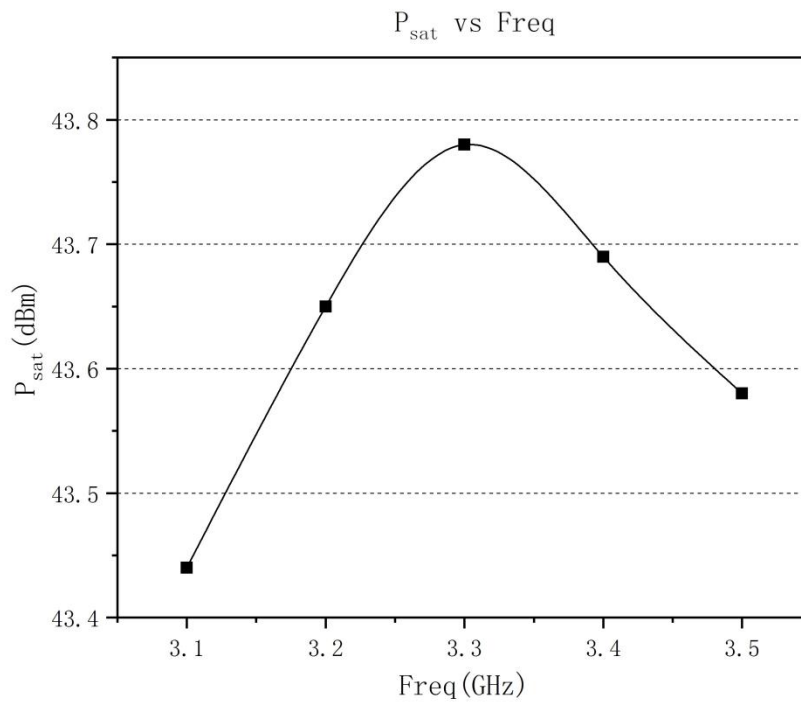
Maximun Ratings (TC=25°C, Not recommended working under this condition):

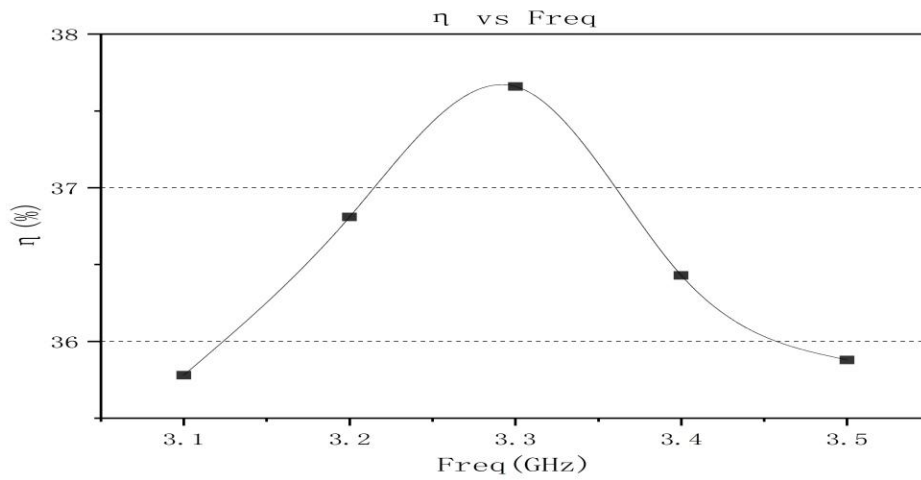
	Symbol	Value	Unit
Voltage between source and drain	V_{ds}	11	V
Voltage between gate and source	V_{gs}	-3	V
Storage Temperature Range	T_{stg}	-65 to +150	°C
Drain and Source Channel Temperature	T_{ch}	150	°C

Electrical Characteristics:

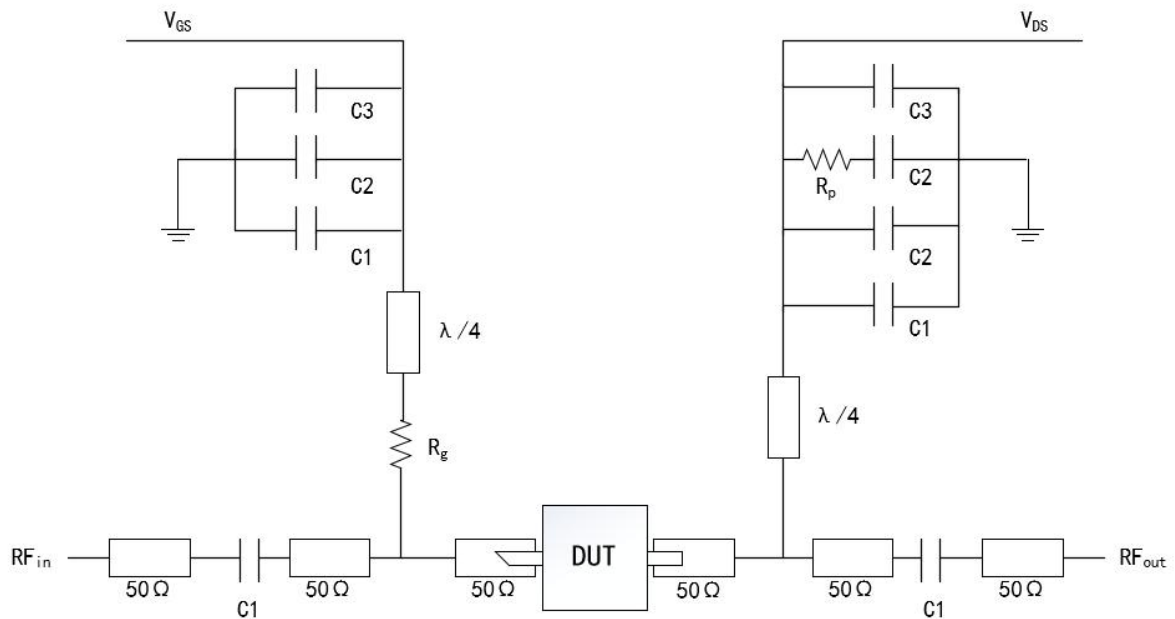
	Symbol	Test condition	Value			Unit
			Min	Typ	Max	
Drain Current	I _{dsr}	V _{ds} =10V CW. P _{in} : 32.5dBm Freq: 3.1~3.5GHz	-	5.7	-	A
Saturated output power	P _{sat}		43	-	-	dBm
Gain	G _p		10.5	-	-	dB
Efficiency	η		-	35	-	%
Gain Flatness	ΔG		-0.8	-	+0.8	dB

Typical Curve:





Application Circuit:



DUT: Device to be tested

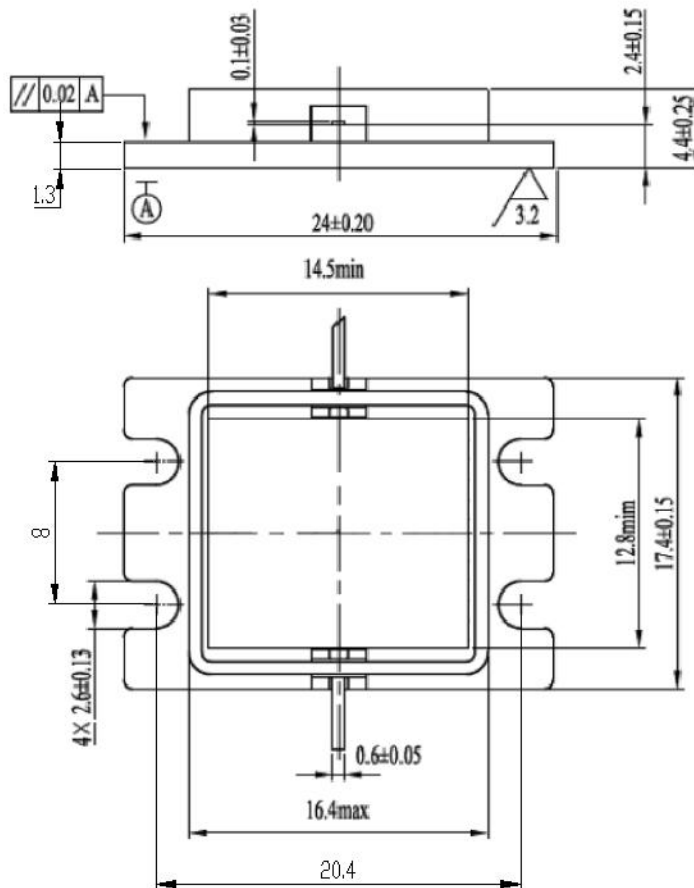
C1:8pF
 C2:1000pF
 C3:100uF

R_p :51 Ω
 R_g :15 Ω

ESD Level:

ESD	Class III	2000V
-----	-----------	-------

Outline:



Precautions for use:

- Pay attention to drying transportation and storage.
- Pay attention to anti-static during chip use and assembly, and wear grounding anti-static bracelet.
- When powering up, first apply grid power then add leakage.