



ACGI059064-P41

C-band matched GaAs Device

Features:

Frequency: 5.9~6.4GHz

Saturated Output Power : $P_{Sat} \geq 41\text{dBm}$

PowerGain: $\text{Gain} \geq 8\text{dB}$

Add-Efficiency: $\text{PAE} \geq 35\%$

Port matching: $Z_{in}/Z_{out} = 50\Omega$

Description:

ACGI059064-P41 is an internal matching GaAs device, which adopts advanced co-planar internal matching MCM and thin film circuit technology. The typical working frequency range is 5.9~6.4GHz. This device can be used in different RF/Microwave system and subsystem. The high output power level, high efficiency and wide operating temperature range can make application very flexible.

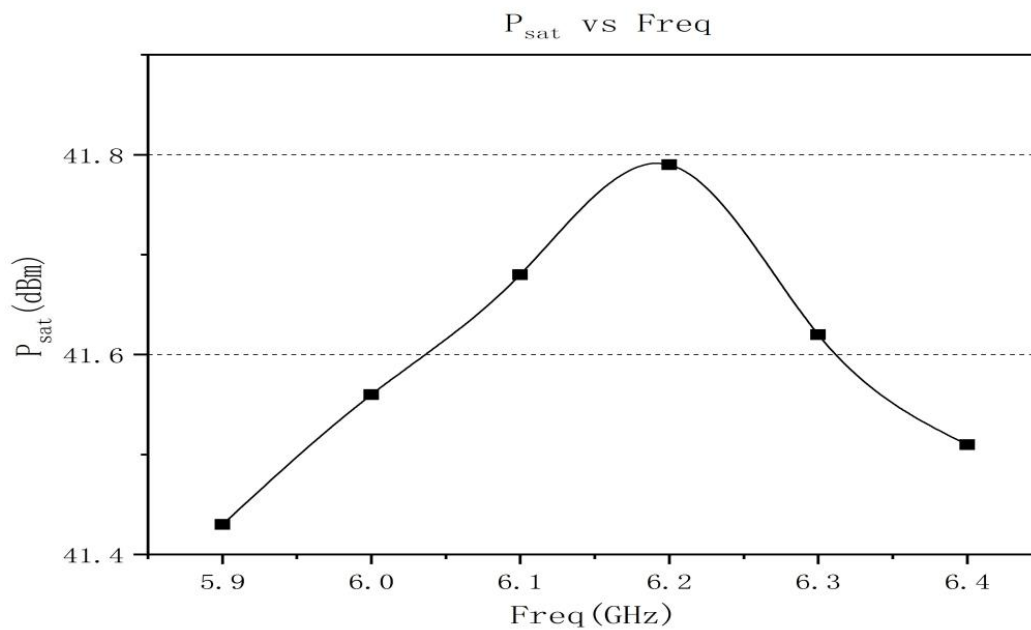
Maximun Ratings ($T_C = 25^\circ\text{C}$, Not recommended working under this condition):

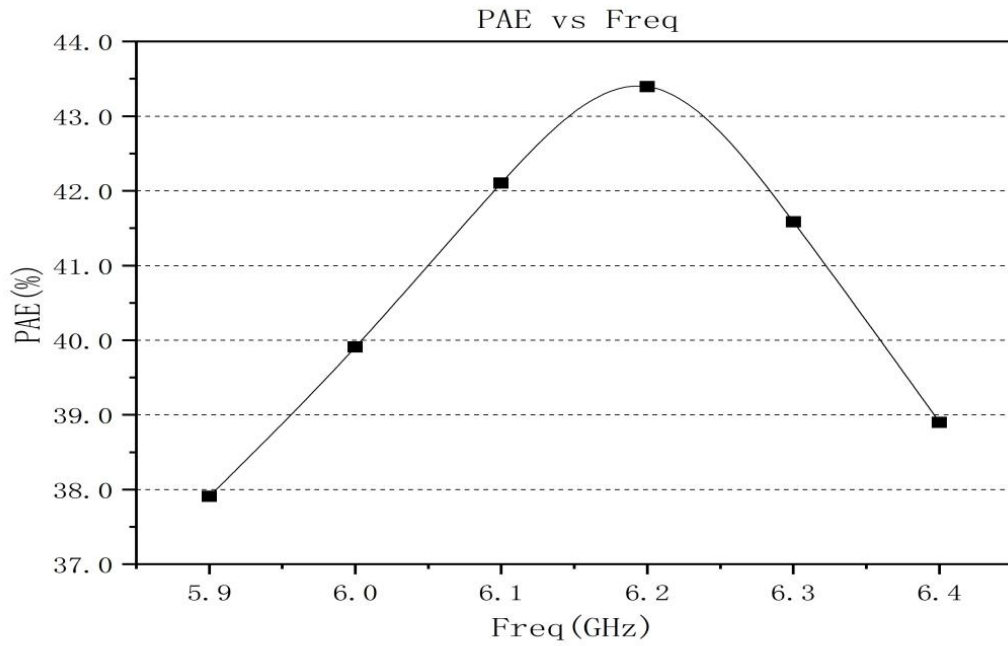
	Symbol	Value	Unit
Voltage between source and drain	V_{ds}	11	V
Voltage between gate and source	V_{gs}	-3	V
Storage Temperature Range	T_{stg}	-65 to +175	$^\circ\text{C}$
Drain and Source Channel Temperature	T_{ch}	175	$^\circ\text{C}$

Electrical Characteristics:

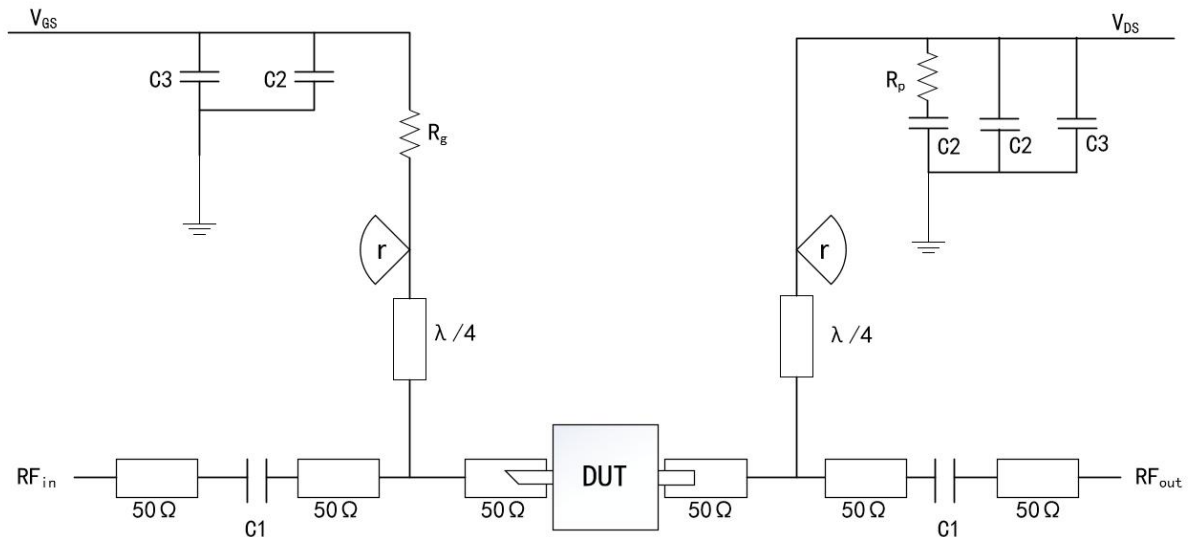
	Symbol	Test condition	Value			Unit
			Min	Typ	Max	
Drain Current	I _{dsr}	V _{ds} =10V CW. P _{in} : 33dBm Freq: 5.9~6.4GHz	-	2.9	-	A
Saturated output power	P _{sat}		41	-	-	dBm
Gain	G _p		8	-	-	dB
Add-Efficiency	PAE		35	-	-	%
Gain Flatness	ΔG		-0.8	-	+0.8	dB

Typical Curve:





Application Circuit:



DUT: Device to be tested

C1:3pF

C2:1000pF

C3:100uF

R_p:51Ω

R_g:15Ω

r(radius)≈4.5mm(Rogers5880, 20mil)

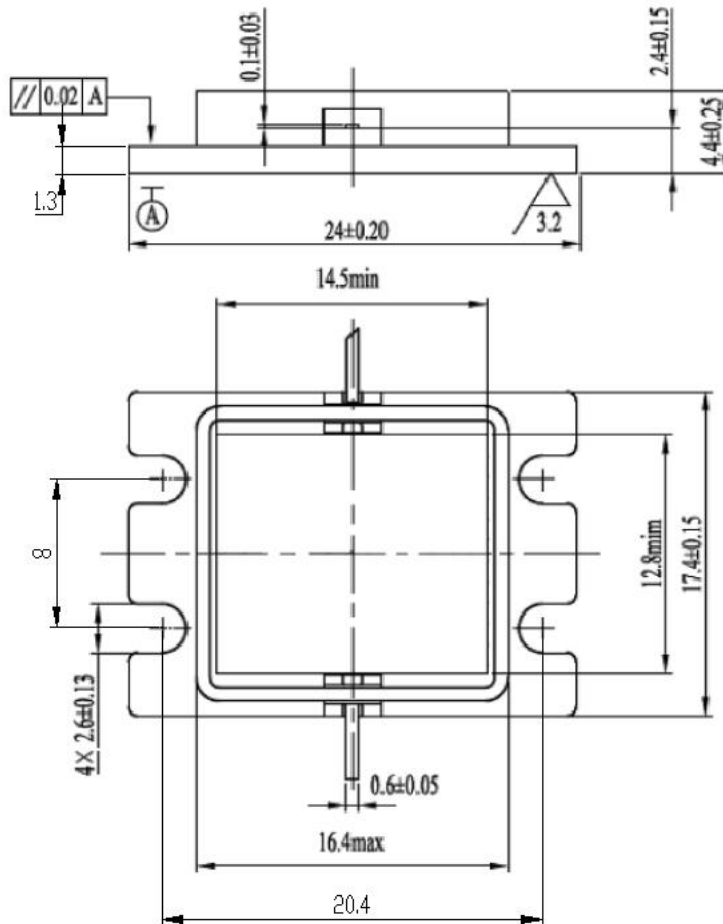
If you need more detailed product information, please contact our marketing personnel or designers.

Contact: Peter.Zhang Email: peter.zhang@anserrf.com

ESD Level:

ESD	Class III	2000V
-----	-----------	-------

Outline:



Precautions for use:

- Pay attention to drying transportation and storage.
- Pay attention to anti-static during chip use and assembly, and wear grounding anti-static bracelet.
- When powering up, first apply grid power then add leakage.