



ANMI037040-P44

S-band matched GaN power amplifier module

Features:

Frequency: 3.7~4GHz

Saturated Output Power: $P_{sat} \geq 44\text{dBm}$

PowerGain: $\text{Gain} \geq 25\text{dB}$

Efficiency: $\eta = 48\%$ (type)

Port Matching: $Z_{in}/Z_{out} = 50\Omega$

Description:

ANMI037040-P44 is an internal matching GaN power amplifier module, which adopts advanced co-planar internal matching MCM and thin film circuit technology. The typical working frequency range is 3.7~4GHz. This device can be used in different RF/Microwave system and subsystem. The high output power level, high efficiency and wide operating temperature range can make application very flexible.

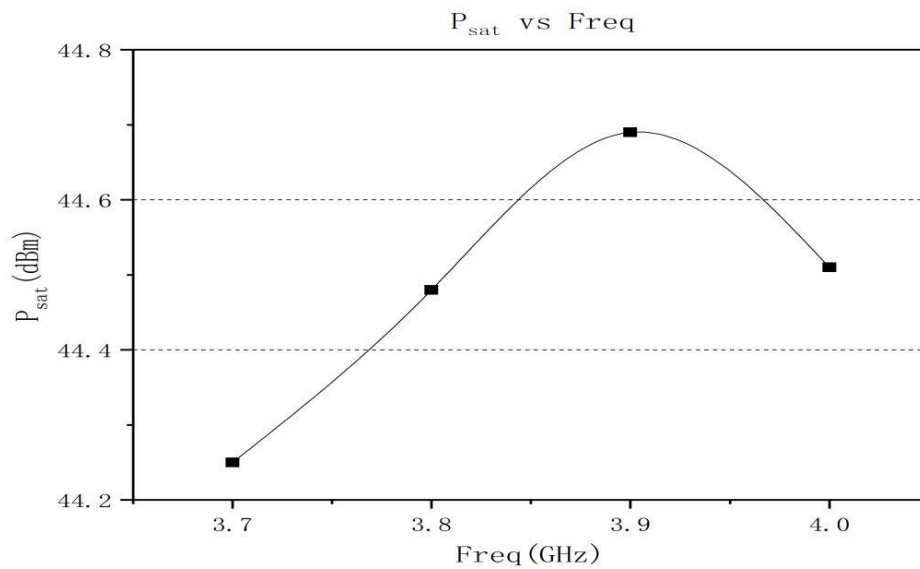
Maximun Ratings (TC=25°C, Not recommended working under this condition):

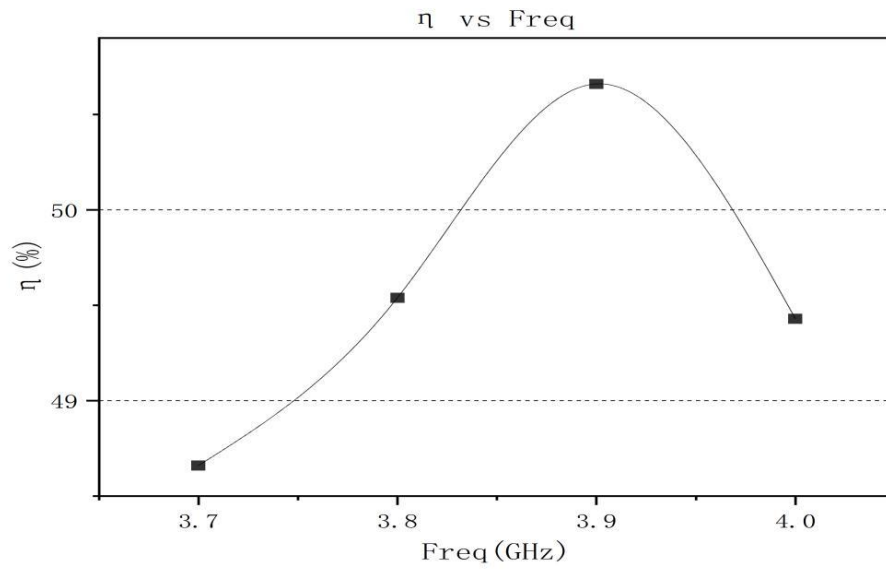
	Symbol	Value	Unit
Voltage between source and drain	V_{DS}	40	V
Voltage between gate and source	V_{GS}	-5	V
Storage Temperature Range	T_{stg}	-65 to +175	°C
Drain and Source Channel Temperature	T_{ch}	175	°C

Electrical Characteristics:

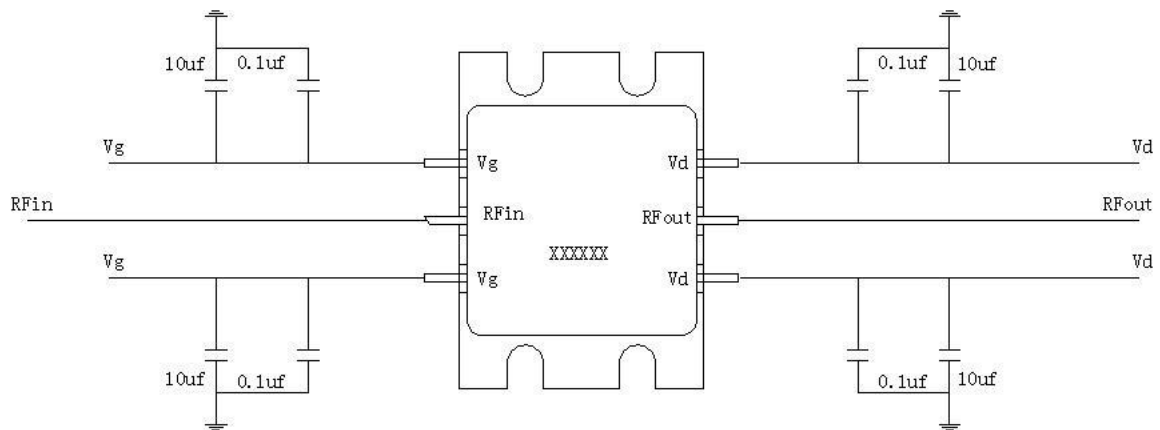
	Symbol	Test condition	Value			Unit
			Min	Typ	Max	
Drain Current	I_{dsr}	V _{ds} =28V CW. P _{in} : 19dBm Freq: 3.7~4GHz	-	1.9	-	A
Saturated Output Power	P_{sat}		44	-	-	dBm
Gain	G_p		25	-	-	dB
Efficiency	η		-	48	-	%
Gain Flatness	ΔG		-1	-	+1	dB

Typical Curve:





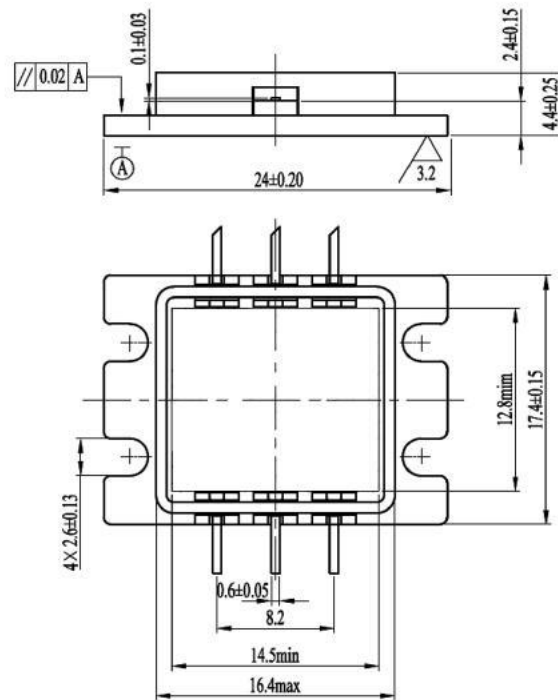
Application Circuit:



ESD Level:

ESD	Class III	2000V
-----	-----------	-------

Outline:



Precautions for use:

- Pay attention to drying transportation and storage.
- Pay attention to anti-static during chip use and assembly, and wear grounding anti-static bracelet.
- When powering up, first apply grid power then add leakage.